

LCFF Budget Overview for Parents

Local Educational Agency (LEA) Name: El Sol Science and Arts Academy

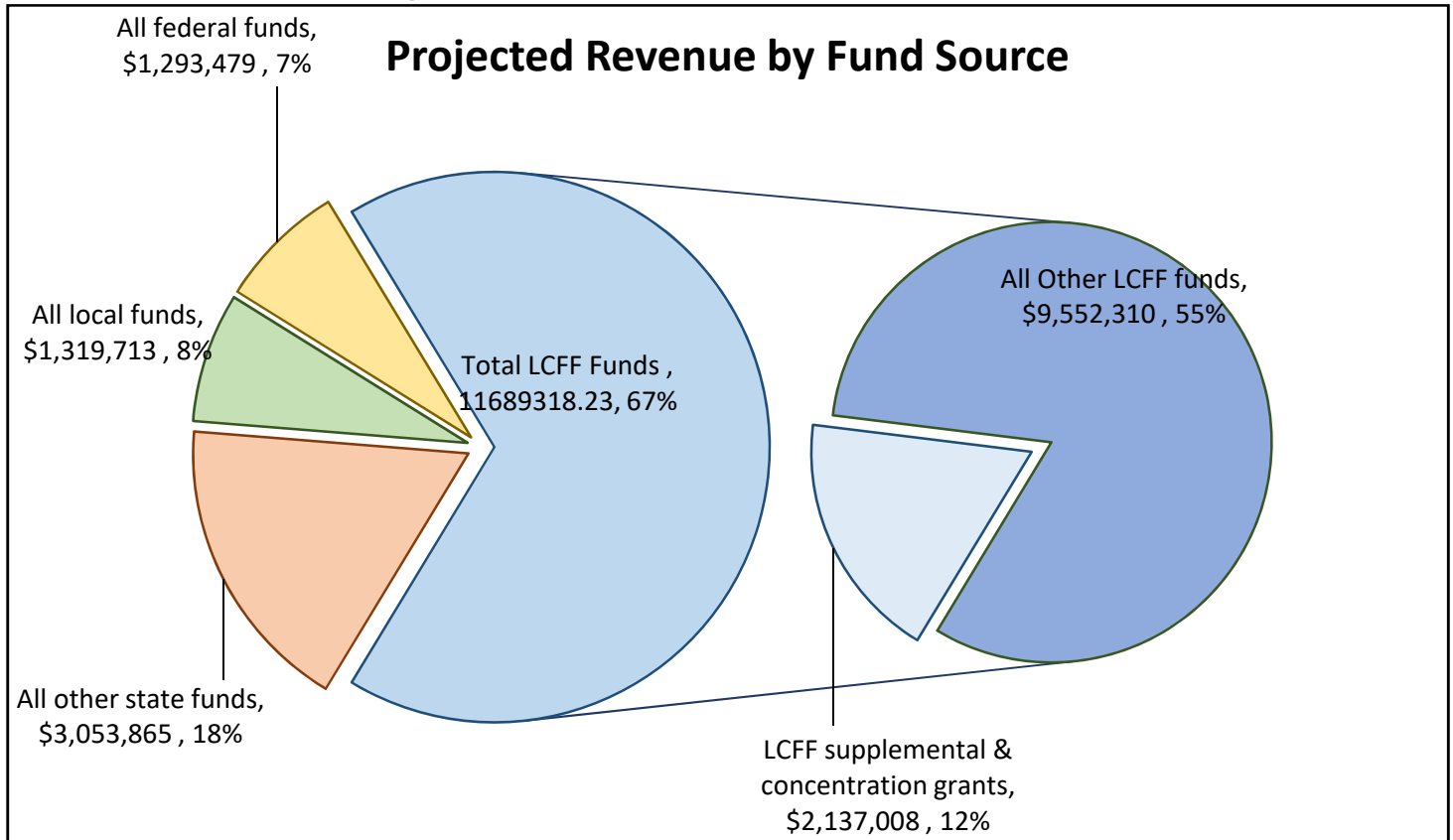
CDS Code: 30 66670 6119127

School Year: 2023-24

LEA contact information: Monique Daviss, 714-543-0023, mdaviss@elsolacademy.org

School districts receive funding from different sources: state funds under the Local Control Funding Formula (LCFF), other state funds, local funds, and federal funds. LCFF funds include a base level of funding for all LEAs and extra funding - called "supplemental and concentration" grants - to LEAs based on the enrollment of high needs students (foster youth, English learners, and low-income students).

Budget Overview for the 2023-24 School Year

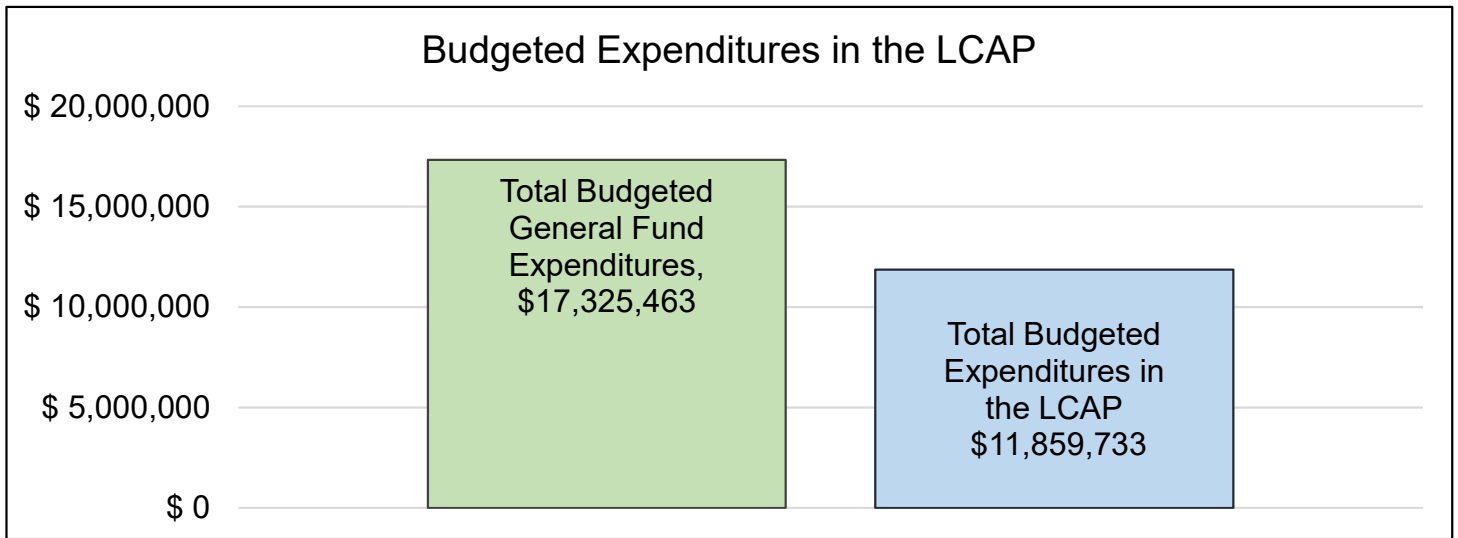


This chart shows the total general purpose revenue El Sol Science and Arts Academy expects to receive in the coming year from all sources.

The text description for the above chart is as follows: The total revenue projected for El Sol Science and Arts Academy is \$17,356,375.59, of which \$11,689,318.23 is Local Control Funding Formula (LCFF), \$3,053,865.11 is other state funds, \$1,319,713.00 is local funds, and \$1,293,479.25 is federal funds. Of the \$11,689,318.23 in LCFF Funds, \$2,137,008.00 is generated based on the enrollment of high needs students (foster youth, English learner, and low-income students).

LCFF Budget Overview for Parents

The LCFF gives school districts more flexibility in deciding how to use state funds. In exchange, school districts must work with parents, educators, students, and the community to develop a Local Control and Accountability Plan (LCAP) that shows how they will use these funds to serve students.



This chart provides a quick summary of how much El Sol Science and Arts Academy plans to spend for 2023-24. It shows how much of the total is tied to planned actions and services in the LCAP.

The text description of the above chart is as follows: El Sol Science and Arts Academy plans to spend \$17,325,463.30 for the 2023-24 school year. Of that amount, \$11,859,732.82 is tied to actions/services in the LCAP and \$5,465,730.48 is not included in the LCAP. The budgeted expenditures that are not included in the LCAP will be used for the following:

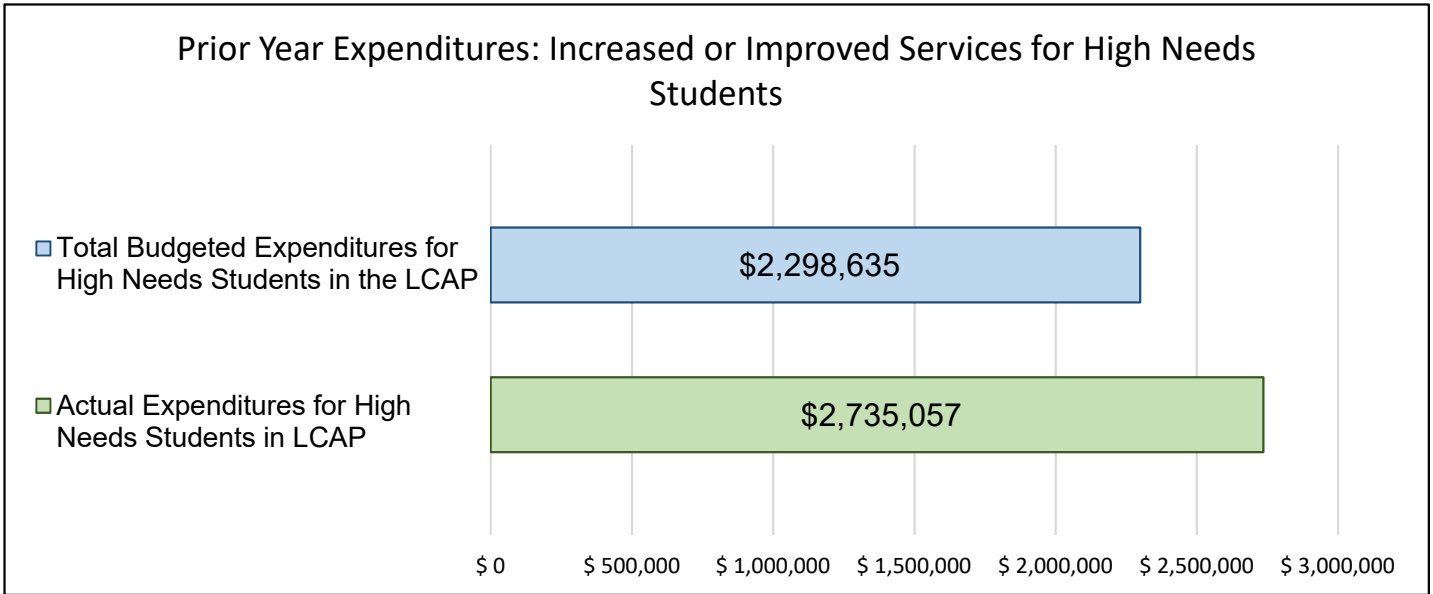
Administrative and operational expenses

Increased or Improved Services for High Needs Students in the LCAP for the 2023-24 School Year

In 2023-24, El Sol Science and Arts Academy is projecting it will receive \$2,137,008.00 based on the enrollment of foster youth, English learner, and low-income students. El Sol Science and Arts Academy must describe how it intends to increase or improve services for high needs students in the LCAP. El Sol Science and Arts Academy plans to spend \$2,142,288.19 towards meeting this requirement, as described in the LCAP.

LCFF Budget Overview for Parents

Update on Increased or Improved Services for High Needs Students in 2022-23



This chart compares what El Sol Science and Arts Academy budgeted last year in the LCAP for actions and services that contribute to increasing or improving services for high needs students with what El Sol Science and Arts Academy estimates it has spent on actions and services that contribute to increasing or improving services for high needs students in the current year.

The text description of the above chart is as follows: In 2022-23, El Sol Science and Arts Academy's LCAP budgeted \$2,298,635.00 for planned actions to increase or improve services for high needs students. El Sol Science and Arts Academy actually spent \$2,735,057.00 for actions to increase or improve services for high needs students in 2022-23.